

TRANSVERSE AUX. SWITCH, SUITABLE F. ELECTRONICS, 1CO, SCREW CONNECTION, FOR CIRCUIT-BREAKERS 3RV2



General technical data:		
product brandname		SIRIUS
Product designation		auxiliary switch, transverse on the front, electronics compatible
Design of the product		electronics compatible transverse auxiliary switch
Size of the circuit-breaker		S00, S0, S2, S3
Protection class IP on the front		IP20
Ambient temperature		
• during storage	°C	-50 ... +80
• during operation	°C	-20 ... +60
Auxiliary circuit:		
Number of NC contacts for auxiliary contacts instantaneous contact		0
Number of NO contacts for auxiliary contacts instantaneous contact		0
Number of CO contacts of auxiliary contacts instantaneous contact		1
Operating current		
• of auxiliary contacts		

- at DC-13
- at 24 V
- at 48 V
- at 60 V

A	0.3
A	0.3
A	0.3

Installation/ mounting/ dimensions:





Mounting type		plug-in fixing
Width	mm	45
Height	mm	12
Depth	mm	17






Connections/ Terminals:



Type of electrical connection for auxiliary and control current circuit		screw-type terminals
Type of connectable conductor cross-sections		
<ul style="list-style-type: none"> • for auxiliary contacts <ul style="list-style-type: none"> — solid — finely stranded — with core end processing • at AWG conductors for auxiliary contacts 		2x (0.5 ... 1.5 mm ²), 2x (0.75 ... 2.5 mm ²) 2x (0.5 ... 1.5 mm ²), 2x (0.75 ... 2.5 mm ²) 2x (20 ... 14)

Certificates/ approvals:

Certificate of suitability	CE / UL / CSA / CCC
-----------------------------------	---------------------

General Product Approval	Declaration of Conformity	Test Certificates
 CCC	 EG-Konf.	Type Test Certificates/Test Report Special Test Certificate
 CSA		
 UL		

Test Certificates	Shipping Approval
Declaration of the Compliance with the order	 ABS  BUREAU VERITAS  LRS  PRS  RINA

Shipping Approval	other	Railway
 RMRS	Environmental Confirmations Confirmation	 VDE Vibration and Shock

Further information

Information- and Downloadcenter (Catalogs, Brochures,...)

<http://www.siemens.com/industrial-controls/catalogs>

Industry Mall (Online ordering system)

<http://www.siemens.com/industrymall>

Cax online generator

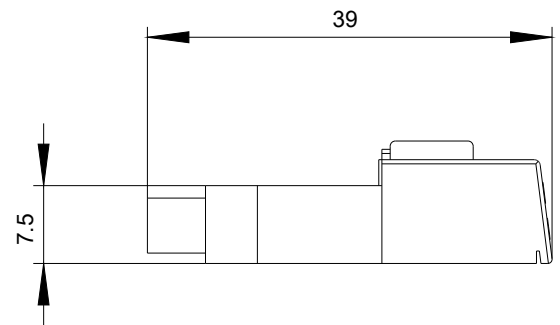
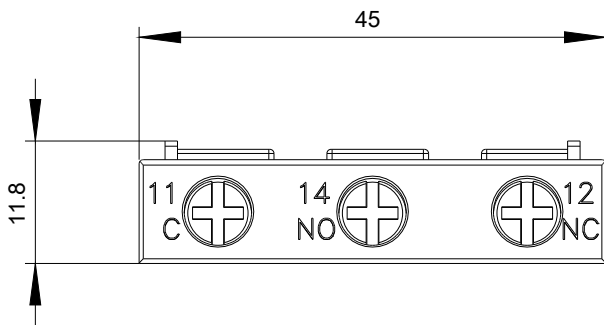
<http://support.automation.siemens.com/WW/CAXorder/default.aspx?lang=en&mfb=3RV2901-1G>

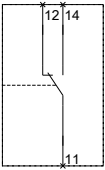
Service&Support (Manuals, Certificates, Characteristics, FAQs,...)

<https://support.industry.siemens.com/cs/ww/en/ps/3RV2901-1G>

Image database (product images, 2D dimension drawings, 3D models, device circuit diagrams, EPLAN macros, ...)

http://www.automation.siemens.com/bilddb/cax_de.aspx?mfb=3RV2901-1G&lang=en





3RV2901-1G_01_4_IEG.DXF

last modified:

07/01/2017